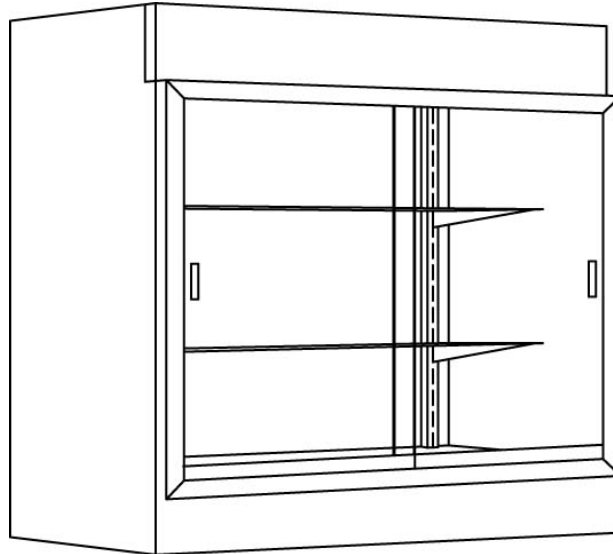


WHC Series (Shadow Box)



Standard Specifications

- Standard (TFM) Finish Front and Ends
- Tempered Glass Shelves 8" Deep Adjustable
- Wall Mount Hardware
- 6" Fascia

SPARTAN SHOWCASE IS A
DIVISION OF PROCK OPERATIONS™

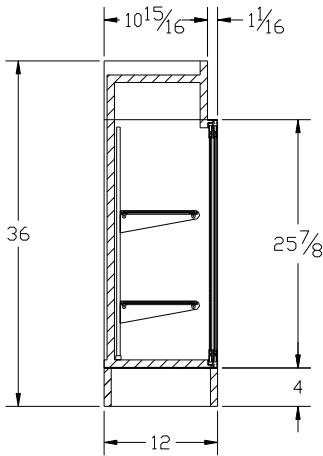
sales@spartanshowcase.com

Phone: 800.325.0775

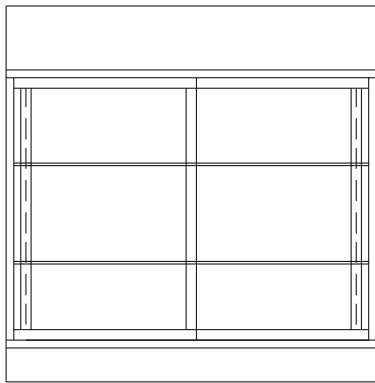
Fax: 573.265.5124




WHC Series (Shadow Box)



SIDE ELEVATION



FRONT ELEVATION



REAR ELEVATION

Model No.	Dimension L X D X H	No. of Shelves
WHC2424*	24" x 12" x 24"	1
WHC3636*	36" x 12" x 36"	2
WHC4848*	48" x 12" x 48"	3

* Includes Wall Mount Hardware

Options/Accessories
1. HPL Finish Exterior
2. Light

SPARTAN SHOWCASE IS A
DIVISION OF PROCK OPERATIONS™

sales@spartanshowcase.com

Phone: 800.325.0775

Fax: 573.265.5124

