

PW Series Wallcases



Standard Specifications

- Standard TFM Exterior Finish (White, Black, Cherry)
- Slab End Construction
- Laminated End Panels & Deck (TFM)
- White Interior Deck (TFM)
- Five Adjustable Split Tempered Glass Shelves 12" Deep
- 12" H Base
- 6" Fascia

SPARTAN SHOWCASE IS A
DIVISION OF PROCK OPERATIONS™

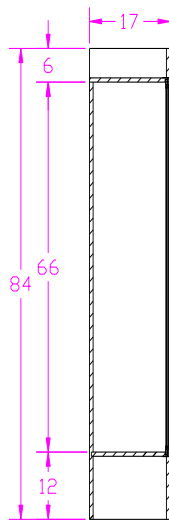
sales@spartanshowcase.com

Phone: 800.325.0775

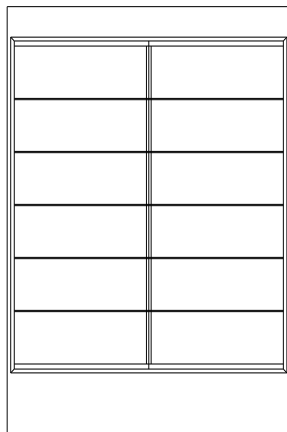

Fax: 573.265.5124




PW Series Wallcases



Side Elevation



Front Elevation



Back Elevation

Model No.	Dimension L X D X H
PW70	70" x 17" x 84"
PW60	60" x 17" x 84"
PW48	48" x 17" x 84"

Options/Accessories
1. Standard Finish HPL (Includes Interior/Exterior End Panels & Exterior Front Panel)
2. Mirror Back

SPARTAN SHOWCASE IS A
DIVISION OF PROCK OPERATIONS™

sales@spartanshowcase.com
Phone: 800.325.0775
Fax: 573.265.5124

