

F2600 Series Half View Showcase



Standard Specifications:

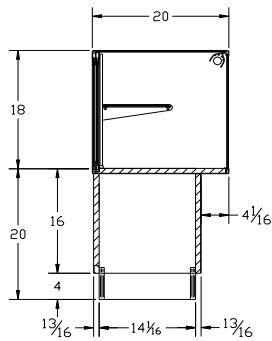
- 18" High Anodized Silver Satin Finish Frame
- 16" High Laminate (TFM) Base with Corner Protectors (White, Black, Cherry)
- 4" High Black Kick
- Interior Decks & Panel Doors Laminate (TFM)
- 1/4" Tempered Glass Tops, Fronts & Ends
- Tempered Glass Shelf 1-10" Deep Adjustable

SPARTAN SHOWCASE IS A
DIVISION OF PROCK OPERATIONS™

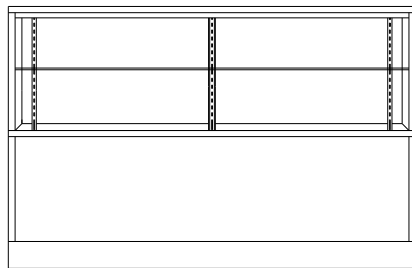
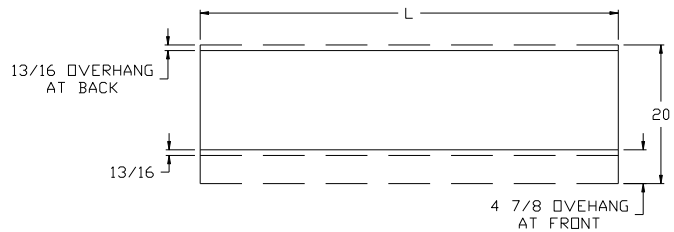
sales@spartanshowcase.com
Phone: 800.325.0775
Fax: 573.265.5124



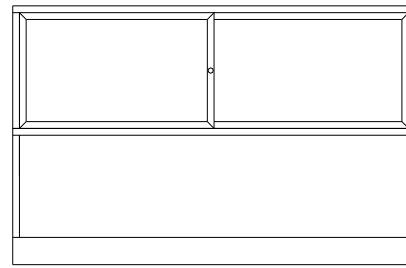
F2600 Series Half View Showcase



SIDE ELEVATION



FRONT ELEVATION



REAR ELEVATION

Model No.	Dimensions: L X D X H	Doors
F2672	72" x 20" x 38"	Panel
F2606	70" x 20" x 38"	Panel
F2605	60" x 20" x 38"	Panel
F2604	48" x 20" x 38"	Panel
F2603	36" x 20" x 38"	Panel
F2672A	72" x 20" x 38"	Mirror
F2606A	70" x 20" x 38"	Mirror
F2605A	60" x 20" x 38"	Mirror
F2604A	48" x 20" x 38"	Mirror
F2603A	36" x 20" x 38"	Mirror

Options/Accessories:

- | | |
|--|--|
| <ol style="list-style-type: none"> Light Lock HPL Finish Base UL Listed Cabinet Label UL Listed Cord and Plug Mirror or Solid Ends | <ol style="list-style-type: none"> Flush Front Base Tempered Glass or Panel Rear Doors Powdercoat Frame Finish Custom Sizes Storage Doors & Drawers in Base |
|--|--|

SPARTAN SHOWCASE IS A
DIVISION OF PROCK OPERATIONS™

sales@spartanshowcase.com
Phone: 800.325.0775
Fax: 573.265.5124

