

F2600 Series Half View Showcase



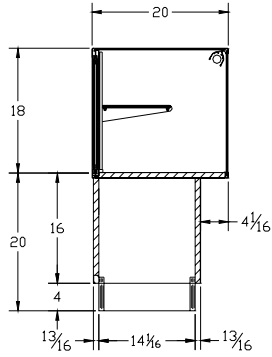
Standard Specifications:

- 18" High Aluminum Framed Glass Module - Standard
- 16" High Low Pressure Laminate Base with Corner Protectors - Standard (LPL) Beige, Black, Fog Grey, Frosty White, Maple, or Oak)
- 4" High Low Pressure Laminate Toe Kick - Black is Standard
- Interior Decks & Panel Doors Low Pressure Laminate - Beige Standard
- 1/4" (6 mm) Annealed Float Glass Tops, Fronts, Ends, & Shelves Standard
- One Tier Adjustable Split Glass Shelves (1-10")
- Aluminum Frame and Trim - Anodized Silver Satin Finish Standard

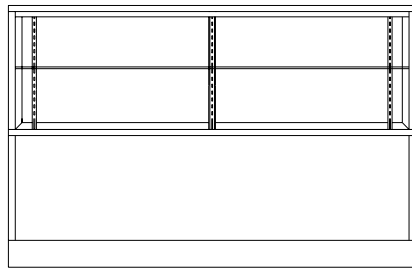
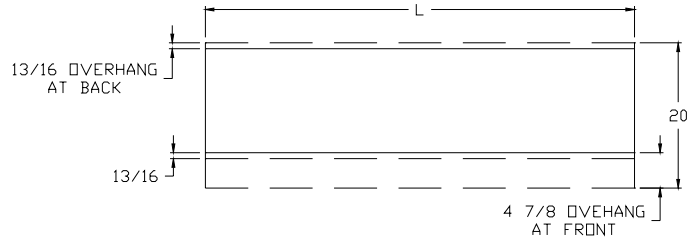
P. O. BOX 470
Union, MO 63084

Phone: 1.800.325.0775
Fax: 1.636.583.4067

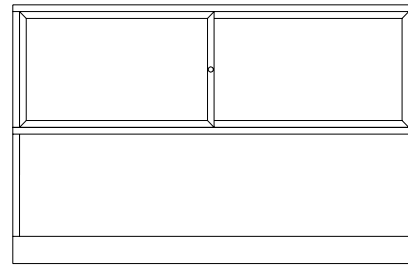
F2600 Series Half View Showcase



SIDE ELEVATION



FRONT ELEVATION



REAR ELEVATION

Model No.	Dimensions: L X D X H	Doors
F2672	72" x 20" x 38"	Panel
F2606	70" x 20" x 38"	Panel
F2605	60" x 20" x 38"	Panel
F2604	48" x 20" x 38"	Panel
F2603	36" x 20" x 38"	Panel
F2672A	72" x 20" x 38"	Mirror
F2606A	70" x 20" x 38"	Mirror
F2605A	60" x 20" x 38"	Mirror
F2604A	48" x 20" x 38"	Mirror
F2603A	36" x 20" x 38"	Mirror

Options/Accessories:	
<ol style="list-style-type: none"> 1. Light 2. Lock 3. HPL Finish Base 4. UL Listed Cabinet Label 5. UL Listed Cord and Plug 6. Mirror or Solid Ends 	<ol style="list-style-type: none"> 7. Flush Front Base 8. Clear Glass or Panel Rear Doors 9. Gold, Brasstone, or Powdercoat Frame Finish 10. Custom Sizes 11. Storage Doors & Drawers in Base

P. O. BOX 470
Union, MO 63084

Phone: 1.800.325.0775
Fax: 1.636.583.4067