

# C2900 Series Half View Showcases



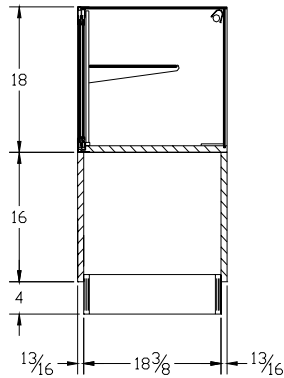
## Standard Specification

- Slab-End Construction with a Durable High Pressure Laminate (HPL) Finish Interior & Exterior (Formica® and Wilsonart® Standard Offerings)
- Glass on Glass Top to Front
- Anodized Silver Satin Finish Aluminum Framed Mirror Doors
- Adjustable Glass Shelf (1-10")
- Instant Start Slimline Light with Concealed Wiring to Remote Ballast in Kick
- Open Rear Storage


P. O. BOX 470  
Union, MO 63084

Phone: 1.800.325.0775  
Fax: 1.636.583.4067

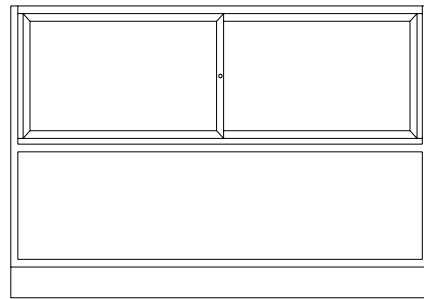
# C2900 Series Half View Showcases



SIDE ELEVATION



FRONT ELEVATION



REAR ELEVATION

Model No.	Dimension L X D X H	Options/Accessories
C2972A	72" x 20" x 38"	<ol style="list-style-type: none"> <li>1. Gold, Brasstone or Powdercoat Finish Frame</li> <li>2. Mirror Ends</li> <li>3. Door Locks</li> <li>4. UL Listed Cabinet Label</li> <li>5. UL Listed Cord &amp; Plug</li> <li>6. Storage Doors &amp; Drawers</li> </ol>
C2906A	70" x 20" x 38"	
C2905A	60" x 20" x 38"	
C2904A	48" x 20" x 38"	

P. O. BOX 470  
Union, MO 63084

Phone: 1.800.325.0775  
Fax: 1.636.583.4067