

99000 Series Self-Serve Wallcases



Features & Finishes:


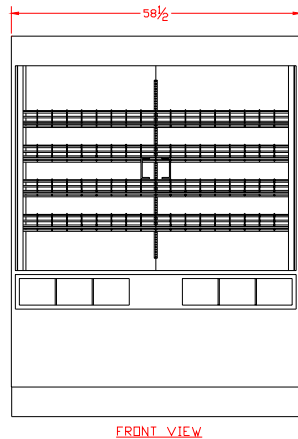
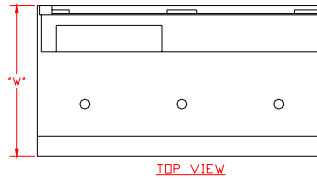
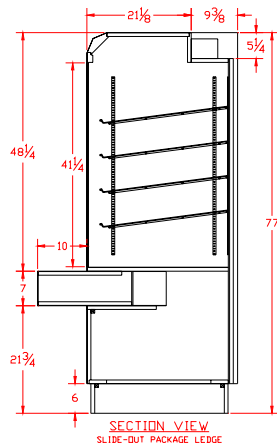
- Self-Closing Frameless Doors
- Continuous White Wire Shelves Adjustable & Removable
- Top & Under Shelf Lights with Lamps & Shields
- Solid Back
- Lower Front Panel
- Pullout Package Ledge with Tissue Compartment
- Adjustable Bag Bins
- White Interior
- White HPL Finish Front & Ends
- Radius Curve Top Facia
- 6" Black Kick Base
- Air Vents in Top (3)
- Cord, Plug & Switch
- U.L. & C.U.L. Listed



P. O. BOX 470
Union, MO 63084

Phone: 1.800.325.0775
Fax: 1.636.583.4067

99000 Series Self-Serve Wallcases



Model No.	Dimensions: L X W X H	Rows of Shelves	Est. Crated Weight	No. of Pan Capacity	Case Options:
99058	58 1/2" X 30 1/2" X 77"	4	710 lbs.	15	1. Mirror Back 2. Extra Row Wire Shelf 3. Adjustable Wood Shelf 4. Lower Front Storage Doors 5. Mirror Ends 6. Cart Bumper (Front, Ends & Corners) 7. "ETL" Sanitation Listed (Conforms to NSF STD-2)
99058RL	58 1/2" X 32 1/2" X 77" RL = (Rear Load Mirror Doors)	4	740 lbs.	15	

Specifications Subject to change without notice



P. O. BOX 470
Union, MO 63084

Phone: 1.800.325.0775
Fax: 1.636.583.4067